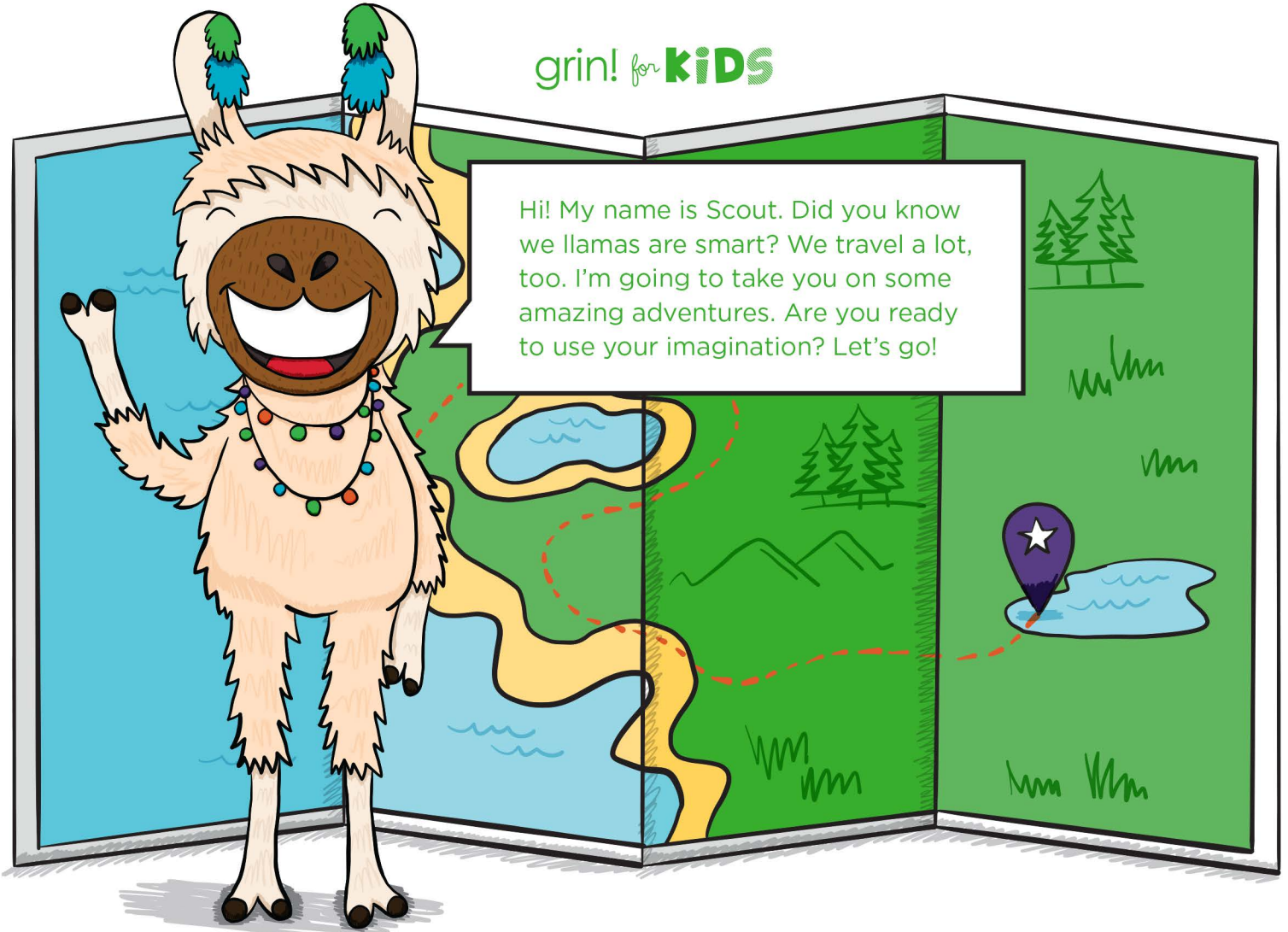


grin!

for **KIDS**



Adventures
in smiling



ARTICLES

20 Keep in touch

Scout has made many friends while traveling. See how they make each other smile.

- 7 Healthy smile, healthy planet
- 10 Where's the sugar?
- 11 Water, water everywhere
- 17 Make the whole world smile

ACTIVITIES

18 What do you know about germs?

Want to learn all about germs? Put your thinking cap on and take this brain-teasing test.

- 4 Signs of healthy teeth
- 6 Learn llama language
- 8 Guard your mouth
- 12 Caption this!
- 16 Songs for smiling
- 21 What's your adventurer name?
- 22 Scout's scrambled stamps

ARTS & CRAFTS

14 Craft corner: Make a llama bag

It's easy to craft your very own llama bag. Make it match your style. Then take it everywhere.


- 5 Track your lost teeth
- 9 Bring a mouth guard along for the ride
- 15 Mouth-friendly recipe: Scout's trail mix

BONUS PAGE

Share your adventures


- 19 Experiment: Milk is magical

Laugh with the llama



How is a tooth like a tree?

They both have roots.



Which side of the llama has the most fur?

The outside!



What animal uses a nutcracker?

A toothless squirrel!

Signs of healthy teeth

Let's start your adventures! Scout made up these silly names of imaginary places you could visit. They'll really make you smile.



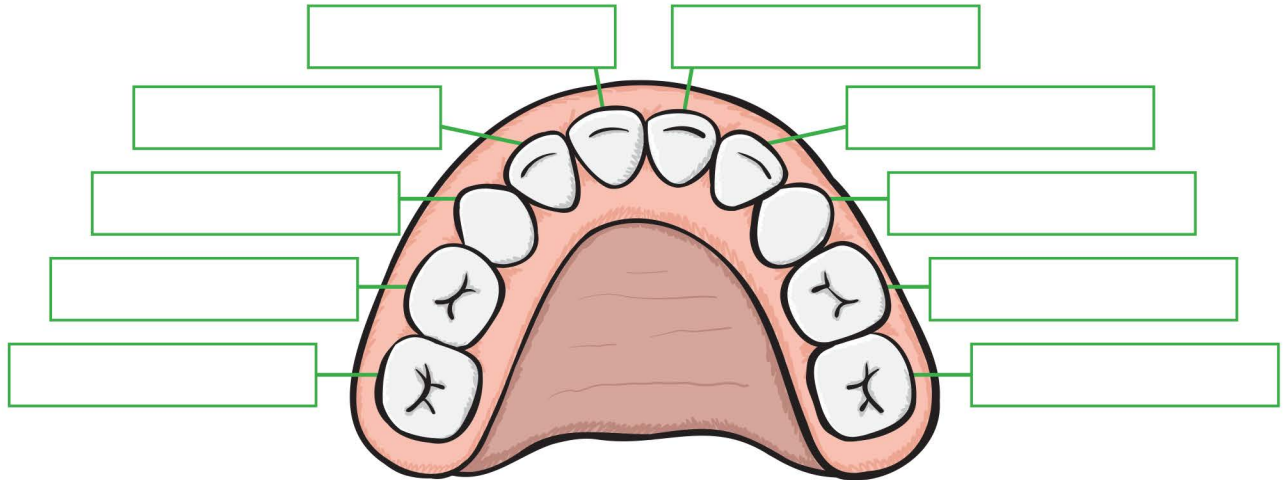
ACTIVITY

Use your imagination to think up funny places to put on these blank road signs. Do what Scout did. Make all your names be about healthy teeth.


Track your lost teeth

When you lose a tooth, color it on your Tooth Tracker. Mark down details like your age and where you lost the tooth.

Lost tooth details:



Lost tooth details:



Lost tooth details:



Why do baby teeth (even mine!) fall out?

You lose your baby teeth to make room for your adult teeth. Plus, it gives me a job!



Learn Llama language

Sometimes when you travel, it's helpful to learn a new language. Llamas hum to talk with each other! Learn their secret language by using this key to unlock a special message.

ACTIVITY



Did you know your teeth help you talk correctly? That's why it can be hard to say some words when you lose teeth.

Llama language key

A	B	C	D	E	F	G	H	I	J	K	L	M
					HUM							
N	O	P	Q	R	S	T	U	V	W	X	Y	Z

Answer: A healthy smile can take you anywhere

Healthy smile, healthy planet

We can all do our best to help keep the planet healthy. That way we can enjoy a lifetime of awesome adventures! Here's how you can take care of the Earth while taking care of your smile.




Save water

You should brush
2 times
A DAY FOR
2 minutes
EACH TIME.

Turn off the water while you brush to
SAVE UP TO

8 gallons
OF WATER EVERY DAY!



Save energy

Does your bathroom have a window? Instead of turning on the lights, use the power of the sun when you brush and floss in the morning.




Reuse your old toothbrush

You should change your toothbrush every 3 or 4 months. Instead of throwing it away, give it a second life by using it as a paintbrush!



Reduce waste

Plastic water bottles make up a lot of garbage. Be smart and drink from a reusable water bottle. You'll quench your thirst and keep your teeth clean — yes!



Guard your mouth

Did you know llamas guard and protect their animal friends? Scout wants to help keep smiles safe, too. When packing for an adventure, remember these tips.

Circle items that you should take with you to protect your mouth. Put an "X" through ones you shouldn't pack.



Have you heard of carbs? Chips are full of them. Carbs turn into sugar on your teeth. Uh oh! That could cause cavities.

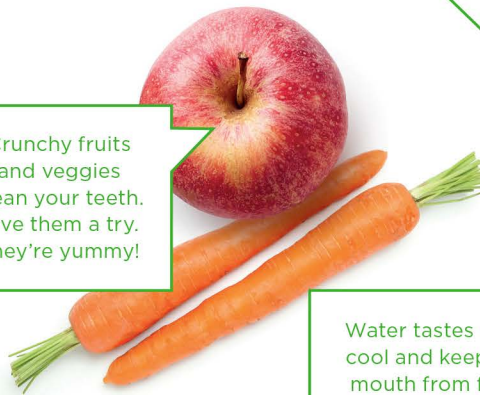


Sports are even more fun when your mouth guard keeps your smile safe. I'm wearing mine now — let's play!



Don't burn your lips — ouch! Wear lip balm with SPF 30 to protect you outdoors, even when the sun is hiding behind clouds.

Crunchy fruits and veggies clean your teeth. Give them a try. They're yummy!



Water tastes mighty cool and keeps your mouth from feeling dry like the desert. It helps fight cavities, too. Thanks, water!

Chewy candy like gummy bears and taffy sure does stick to your teeth. That gives sugar lots of time to make cavities — yikes!



Even a small sports drink can hold up to 6 teaspoons of sugar. That's like a sugar bath for your teeth!



ACTIVITY

Answers: Circle: apple and carrots, lip balm, mouth guard, reusable water bottle X: gummy bears, potato chips, sports drink

Bring a mouth guard along for the ride

Let's pretend we're riding to South America. That's where llamas live, you know. You wear a helmet when you ride your skateboard or bike. Don't forget to protect your smile, too! Make it a habit — wear a mouth guard for sports and activities.


Color Scout
skateboarding!



Where's the sugar?

ARTICLE

Surprise! What you eat and drink may have more sugar than you think. Let's discover some cavity-causing foods and drinks.



Breakfast bars

Breakfast bars can contain some healthy ingredients like nuts, fruits and oats. But some also have as much sugar as a candy bar! Whoa — that's a whole lot!




Dried fruit

If it's fruit, it has to be good for your teeth. Right? Wrong. Dried fruit can be full of added sugar and it really sticks to your teeth. That makes it a double danger for your smile.



Chocolate milk

Milk is full of the calcium you need for strong teeth and bones. But chocolate milk is also full of something you don't need — added sugar.



Crackers

Crackers are not a sweet snack but they can still cause cavities. They are full of carbs, which turn into sugar on your teeth. That's pretty sneaky!

Try these tasty treats that are good for your teeth



Fruits and vegetables



Nuts and seeds



Cheese, plain milk and low-sugar yogurts

Enjoy another treat that's good for your smile. Make Scout's healthier trail mix on page 15.

Water, water everywhere

Llamas don't drink as much water as some animals their size. You're a lot smaller than a llama, but you need plenty of water to stay healthy. Water is great for quenching your thirst when you're on an adventure. Did you know water is also great for your teeth?



Water protects your smile by washing away leftover food that's stuck to your teeth.

That's mighty good news! If food sticks around on your teeth too long, it could cause cavities.



Water comes to the rescue when you are thirsty.

You get thirsty when your mouth is dry. If it gets dry too often, you might get cavities.



Water has no cavity-causing sugar.

No kidding! Many sodas, juices and sports drinks are full of sugar.



Some water from the faucet has a mineral called fluoride.

Fluoride makes teeth stronger and helps you fight cavities. Hooray for fluoride!




Water makes up
60%
OF YOUR BODY!¹

You should drink
5-8 cups
OF WATER EVERY DAY.²

¹U.S. Geological Survey
²Healthline

Caption this!

Adventures and smiling go hand in hand. So does smiling and taking pictures. Scout has added a fun caption to each of these pictures. Fill in the blanks to make your own captions.



YOUR CAPTION:



YOUR CAPTION:



YOUR CAPTION:



YOUR CAPTION:

ACTIVITY

ACTIVITY



Craft corner:

Make a llama bag

Did you know llamas are great at carrying things like food, water and camping gear? How would you like to carry some stuff in your very own llama bag? It's easy. There's no drama making this llama!

It only takes a few supplies and a few minutes. You can use your cool new bag to carry the tasty trail mix you will make with the recipe on page 15. Or you can tote whatever you want — your pencils, markers, erasers, stickers and more — in your llama bag.

Here's what you need

- A grown-up to help
- Scissors
- Glue or a glue stick
- White construction paper
- Markers (choose your favorite colors!)
- Sandwich baggie

Here's how to make it

1

Cut the paper into two ears and an oval for the llama's nose and mouth.

2

Use the markers to draw a smile and nose on the oval and eyes on the baggie.

3

Use a marker to color the llama ears.

4

Glue the paper pieces in place on the baggie.

5

Fill the bag and start your next adventure!

Add stickers, bows, glitter or other decorations to give your llama its own special look!

Mouth-friendly recipe:

Scout's trail mix

You sure can get hungry when you're on an adventure. That's why Scout invented this tasty snack. You'll get hungry just thinking about it!

Trail mix can be good for your teeth when you make it with healthy ingredients. Plain dark chocolate has less sugar than other chocolates. Sweet! It may sound nutty, but chewing nuts and seeds helps clean your teeth. There's no sugary dried fruit in Scout's recipe. Who wants that stuck in their teeth?

The sooner you get started, the sooner you can start snacking.

Here's what you need

- A grown-up to help



¾ cup raw almonds



¾ cup unsalted cashews



½ cup pecans



½ cup sunflower seeds



¼ cup dark chocolate chips



¼ cup unsweetened coconut flakes



1 ½ cups popped popcorn

- A bowl

Popcorn looks like llama fur, doesn't it? Be careful not to bite down on unpopped kernels. And make sure to use floss to remove any popcorn that gets stuck in your teeth.

Here's how to make it

1

Mix all of the ingredients together in a bowl.

2

Scoop about ½ cup into the llama bag you made on page 14.

3

Keep the rest of the mix in a large container with a lid.

4

Take your bag of trail mix on your next adventure.

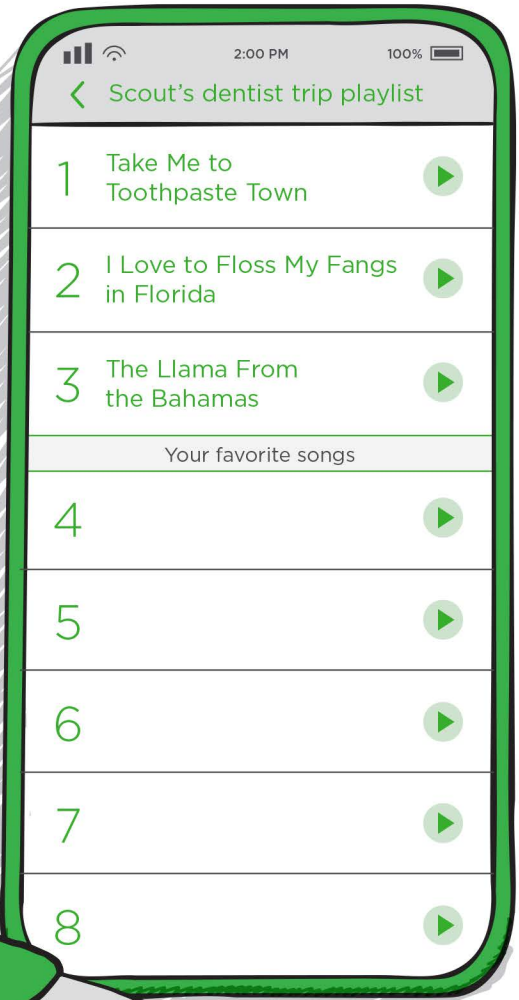
5

Snack away!

Songs for smiling

There's no reason to worry when you visit the dentist's office. The dentist and dental hygienist are super friendly. They know just what to do to make you feel comfortable. Your checkup can even be fun! You may be able to watch TV or listen to music while in the dental chair.

Before your next trip to the dentist, ask a grown-up if you can bring your own music. Or think about your favorite songs and sing them in your head. Scout is sharing a playlist of songs llamas like. Use the blanks below to make a list of your favorite songs.



ACTIVITY

Share your adventures

See back for instructions. →

Δ DELTA DENTAL


GREETINGS FROM

**MOUTH
WASHINGTON
D.C.**

Δ DELTA DENTAL

WISH YOU WERE HERE!

**CALCIUM,
CALIFORNIA**



HAVING A GREAT TIME IN

**FLUORIDE,
FLORIDA**

Δ DELTA DENTAL

Δ DELTA DENTAL

VISIT BEAUTIFUL

**FLOSSSTON,
MASSACHUSETTS**



Be a great friend! Tell your buddies about your recent adventures. They're sure to smile when you surprise them with a special note.

- 1 Tear out the cards.
- 2 Write to your friends or family members.
- 3 Put a stamp on the card and mail it.

PLACE
STAMP
HERE

PLACE
STAMP
HERE

PLACE
STAMP
HERE

PLACE
STAMP
HERE

Make the whole world smile

When you help others, you make them smile. You make yourself happier, too!¹ Talk about a real win-win situation! You're sure to smile when you take time to do these thoughtful things.



Make cards for people in the hospital or nursing home.

Your cheery message will brighten their day!



Help a grown-up plant a tree.

It's easy, fun and helps make the air cleaner. Happy planet, happy people!



Volunteer at, or donate pet supplies to, your local animal shelter.

Scout's always looking out for others. You can help furry friends, too.



Give away toys and clothes that you've outgrown.

You'll make another kid very happy. Giving stuff a second home cuts down on trash, too.



Pick up litter everywhere you go.

Less garbage makes for a more beautiful world. Try taking a bag with you on walks! Make sure a grown-up helps.



Donate toothbrushes, toothpaste and floss.

Food pantries and homeless shelters need these items. It's like giving a healthy smile!



¹Mayo Clinic

What do you know about germs?

You already know how to get rid of germs on your hands. You wash them with soap and water. But what about germs, like bacteria, in your mouth? Take this quiz to learn about germs. It's a real brain teaser!

Circle true or false for each statement below.

- True** OR **False** ① Gross! People don't have any germs in their mouths.
- True** OR **False** ② There are more bacteria in your mouth than there are people on Earth.
- True** OR **False** ③ Not all bacteria are bad. Some bacteria are actually helpful!
- True** OR **False** ④ Bacteria won't grow on your toothbrush if you hide it in a drawer after using it.
- True** OR **False** ⑤ You can help keep bad germs from causing cavities by brushing and flossing.
- True** OR **False** ⑥ Germs love to feed on sugar. Num. Num. Num.

ACTIVITY

Answers

③
True
"Good bacteria" in your mouth can help fight off cavity-causing bacteria.

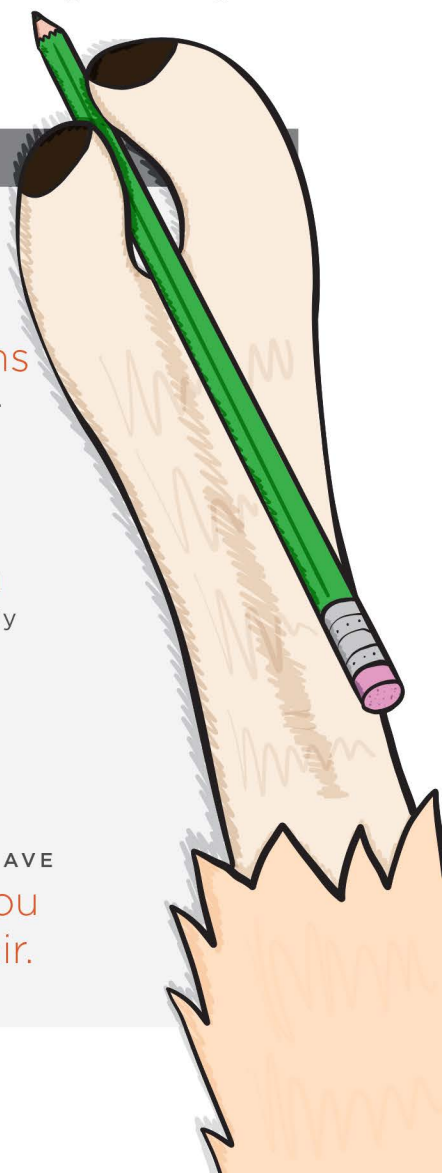
⑤
True
Brush your teeth twice a day FOR TWO MINUTES each time and floss daily to help fight bad germs.

⑥
True
Germs sure do love sugar! That's how bacteria can cause cavities and gum disease.

①
False
MORE THAN 700 kinds of germs can live in people's mouths.

②
False
There are about 6 billion bacteria IN YOUR MOUTH and nearly 8 billion people ON EARTH.

④
False
YOUR TOOTHBRUSH WILL HAVE fewer bacteria if you let it dry in open air.



Experiment:

Milk is magical

Wow! Plain milk does some amazing things. That's because it's full of calcium and phosphorus. These minerals have a cool effect on teeth. They make your teeth and bones stronger!

Plain milk also has some awesome art effects when you mix it with dish soap and food coloring. Try this fun experiment. You can do it with just a few items you might already have in your kitchen.



Here's what you need

- A grown-up to help
- Large bowl
- Dish soap
- 1 cup of plain milk (it works best at room temperature)
- Food coloring (any colors)

Here's how to do the experiment

- 1**

Put the milk in the bowl.
- 2**

Add several drops of food coloring to the milk. The more colors, the better!
- 3**


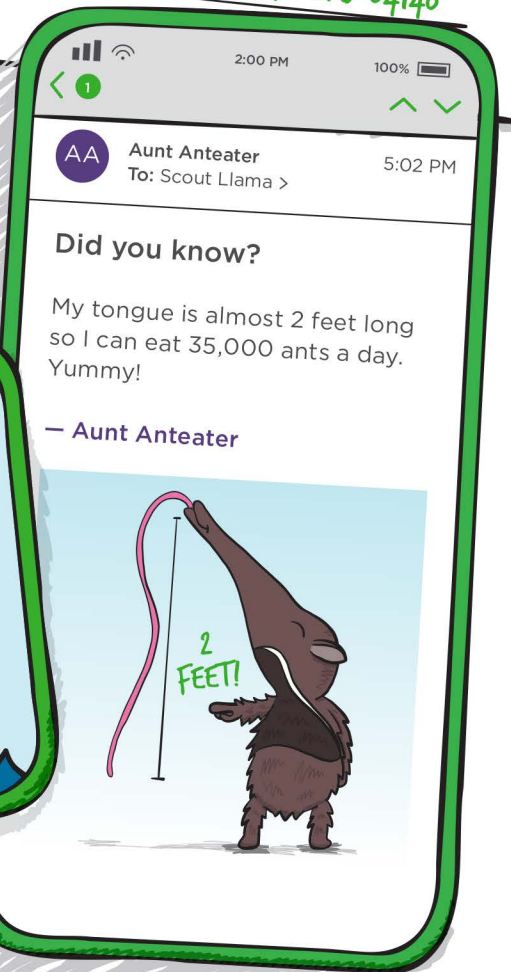

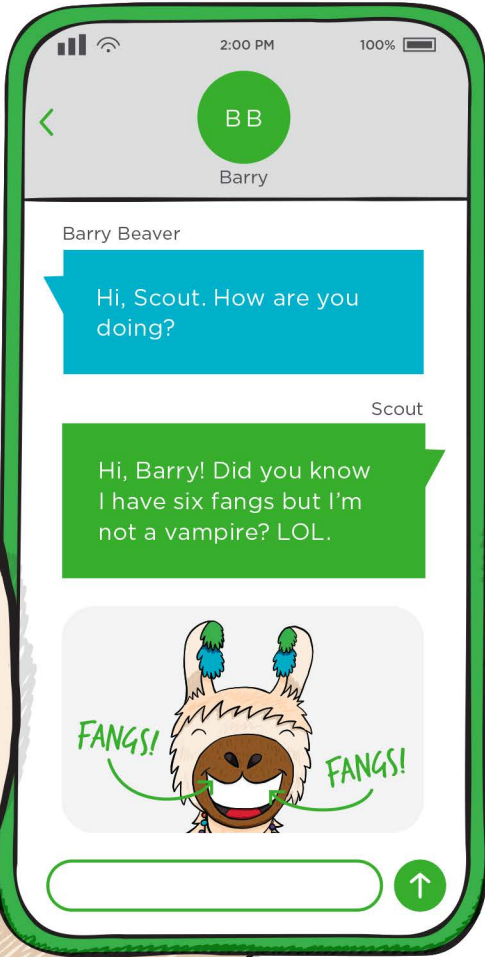
Squeeze a drop of dish soap in the middle of the bowl.
- 4**

Watch the colorful reaction!

Keep in touch

Scout has made a lot of friends while traveling. It's fun to stay in touch with the people you meet. Here's how Scout and pals make each other smile.

ARTICLE



What's your adventurer name?

It's fun to imagine traveling all over the world. Now let's make up nicknames we can use on our journeys. Use this code to find your adventurer name and fill out the name tag below.

1

Find the month you were born.

January	Commander	May	Explorer	September	Skipper
February	Sailor	June	The Honorable	October	Chief
March	Major	July	Trailblazer	November	Pathfinder
April	Ace	August	Ambassador	December	Captain

2

Find the first letter of your last name.

A	Smiley	N	Mouthwisher
B	Brush-a-Lot	O	Twice a Day
C	Toothy	P	O'Calcium
D	Checkup	Q	Sugarless Gum
E	Flossington	R	Mouth Guard
F	Grinmeister	S	Toothpaste
G	Apple Picker	T	Molarsworth
H	Waterson	U	Good Gums
I	Jawbone	V	Germ Smasher
J	Fangson	W	Carrot Cruncher
K	Healthy Snacker	X	Zero Cavities
L	Cavity Fighter	Y	Fluoride
M	Lip Balm	Z	McMilk



ACTIVITY



Thanks for joining me on this adventure!